

FAQs for CENTENNIAL RENOVATION



1. Introduction & Background

When the Placentia Library District first opened in 1919, it was designed to serve a population of less than 2,000 by loaning books to the residents of Placentia. Fast forward nearly 100 years later, the Library is the hub of the community, serving a population of 52,228 residents. Almost 325,975 people visited the Library and 280,710 items were loaned in 2016-2017.

The roles filled by the Library have changed dramatically, mainly due to rapid innovation due to technological developments. The Library is a place for education and self-help opportunities, it transforms lives through literacy, and it changes communities by supporting community and civic engagement. It is a place that welcomes everyone equally, offers visitors a place to stay in touch with their families, friends, and business associates while encouraging users to contribute back to their communities.

The focus of the renovation will be improving the building space to accommodate 21st century technology and community needs. The Library is the one place in the community that is free and accessible to all, every day of the week. Existing space will be reconfigured to reflect the community's needs and inputs based on library best practices and emerging service trends.

We embrace the Library's new roles of a convener, creator, collaborator and connector of innovative spaces for our community. The new space is designed to create new experiences that help to inspire, imagine, and innovate.

Mission Statement:

Placentia Library District provides lifelong learning and reading opportunities that inspire, open minds, and bring our community together.

Board of Library Trustees:

The Placentia Library is an Independent Special District, governed by a five member elected Board of Trustees. The governing board promulgates policies and regulations for the District as well as establishing the budget for tax rate.

Population:

Source: <https://www.census.gov>

The estimated population of Placentia is approximately 52,228.

Library Hours:

Monday through Thursday 9:00am – 8:00pm

Friday through Saturday 9:00am – 5:00pm

Sunday 1:00pm – 5:00pm

Registered Borrowers:

There are currently 44,437 registered library card holders (as of 2/28/18).

Library Usage in FY 2016/2017:

- Total number of service hours: 4,280
- Total number of visits/attendance: 325,975
- Total number of items checked out: 354,813
- Total number of attendees at library programs: 27,376

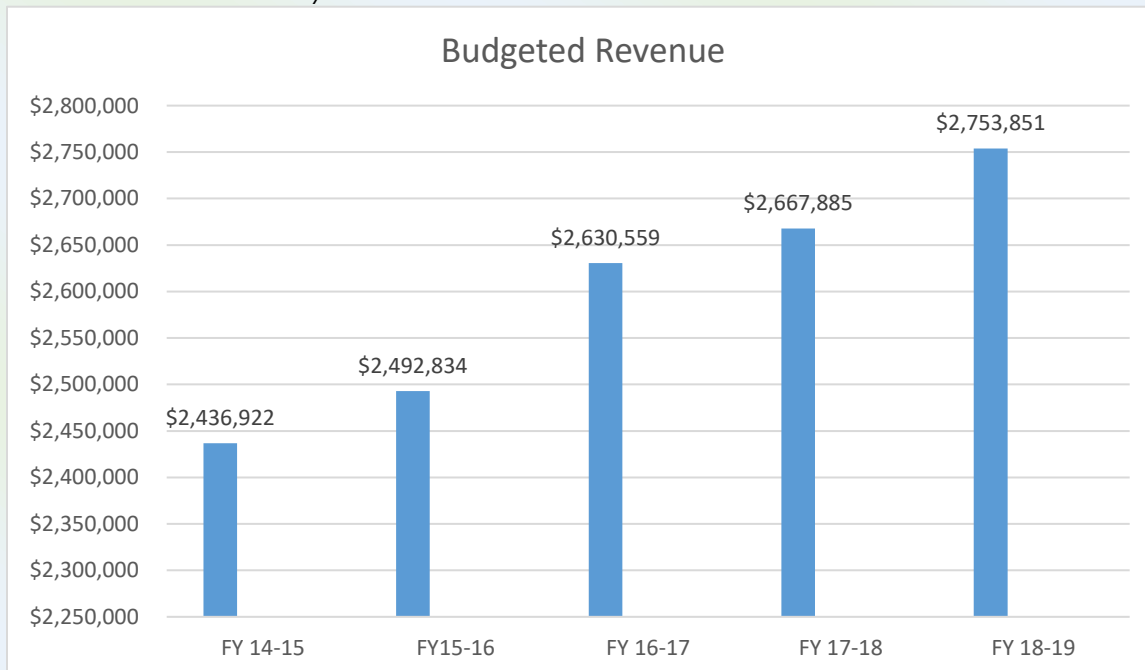
Collections and Equipment:

- The library's material collection has 77,896 books, 278,597 e-books;
- 6,025 DVDs/Videos (physical units); 15,348 DVDs/Videos (downloadable titles);
- 3,775 audio recordings (physical units); 51,359 audio recordings (downloadable titles);
- 77 magazine and newspaper subscriptions;
- 50 items from the Library of Things collection;
- The library has 23 computers for adults and 13 computers for children available for Internet use.

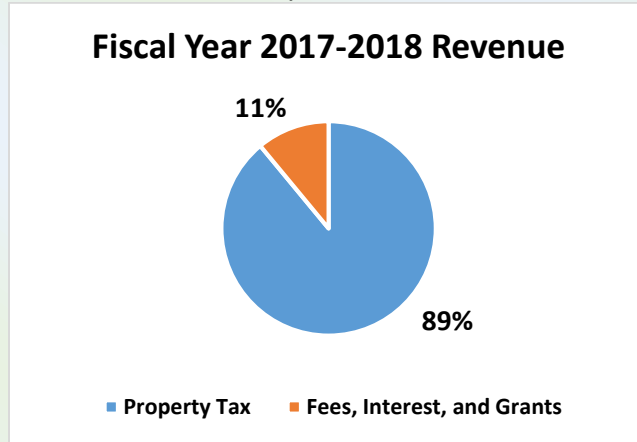
2. Library's Budget

On June 28, 2017, the board approved Fiscal Year 2017-2018 and 2018-2019 budget. The budget for the 2017-2018 fiscal year is \$2,667,884. The library receives no sales tax; it receives 89% of its revenue from property taxes and 11% from other sources such as fees, interest and grants.

Source: Placentia Library District



Source: Placentia Library District



Source: Orange County Auditor-Controller

ASSESSED VALUES & EXEMPTIONS AS OF JANUARY 1, 2017					
DESCRIPTION	FULL VALUE	COMPUTED TAX			
LAND	208,193				
IMPROVEMENTS - BUILDING	135,758				
TOTAL VALUES:	343,951	4,379.98			
HOMEOWNER EXEMPTION	-7,000	-76.16			
TOTAL NET TAXABLE VALUE:	336,951	4,303.82			

OWNER OF RECORD AS OF 12:01 AM, JANUARY 1, 2017					
ASSEESSEE NAME AND ADDRESS ARE NOT AVAILABLE ONLINE PER CA GOV CODE §6254.21					
PARCEL NO. (APN)	TAX RATE AREA	1st Installment DUE 11/1/17	2nd Installment DUE 2/1/18	TO PAY BOTH INSTALLMENTS BY 12/11/17	
336-121-31	09-004	\$2,151.91	\$2,151.91	=	\$4,303.82

IMPORTANT INFORMATION		VOTER APPROVED TAXES AND SPECIAL ASSESSMENTS			
If you sold this property or no longer own it, you can disregard this bill. Property taxes are the responsibility of the new owner. Contact the Office of the Assessor at (714) 854-2727 regarding ownership changes.		SERVICE AGENCY	RATE	VALUE	TAXES
		BASIC LEVY RATE	1.00000	336,951	3,369.51
PLAC-YORBA LINDA UNIFIED	.05529	336,951	186.30		
NORTH OC COMM COLLEGE	.02927	336,951	98.62		
METRO WATER D-MWDCC	.00350	336,951	11.79		
SPECIAL ASSESSMENT CHARGES				PHONE NO.	
MOSQ.FIRE ANT ASSMT				(800)273-5167	
VECTOR CONTROL CHG				(800)273-5167	
TRASH DISPOSAL FEE				(714)993-6130	
MWD WATER STDBY CHG				(866)807-6864	
OCSD SEWER USER FEE				(714)593-7281	
TOTAL CHARGED		1.08806		4,303.82	

Example: If you own a home assessed at \$336,951, your property tax would be \$4,303.82 per year. The Placentia Library District receives on average 3.77% of the Basic Levy Taxes (\$3,369.51). The total the Placentia Library District would receive from this home owner would be \$127 per year. By using our [Library Calculator](#), it shows how much you would have paid for the services per month if our Library was not free. See breakdown below.

Source: Massachusetts Library Association

Library Savings Calculator

How much would you have to pay for the services your library provides for free?

- Enter in the left hand column the number of times **per month** you or your family use each service.
- Estimated retail value of each service will be calculated on the right.
- Optional: send us your total along with your comments about the library.

Use	Service (per month)	Cost
<input type="text" value="2"/>	Adult Books Borrowed	\$ 46.00
<input type="text" value="5"/>	Childrens/Young Adult Books Borrowed	\$ 105.00
<input type="text"/>	Audio Books Borrowed	\$ 0.00
<input type="text"/>	CDs Borrowed	\$ 0.00
<input type="text" value="2"/>	Movies Borrowed	\$ 26.00
<input type="text"/>	Magazines Borrowed	\$ 0.00
<input type="text"/>	Electronic Books Borrowed	\$ 0.00
<input type="text" value="1"/>	Electronic Audio Books Borrowed	\$ 11.00
<input type="text" value="1"/>	Adult Programs & Classes Attended	\$ 15.00
<input type="text" value="1"/>	Children's Programs Attended	\$ 7.00
<input type="text" value="2"/>	Hours of Computer Use	\$ 24.00
<input type="text"/>	Magazine Use in Library	\$ 0.00
<input type="text" value="3"/>	Newspapers/Magazines Viewed Online	\$ 6.00
<input type="text"/>	Other Database Searching	\$ 0.00
<input type="text"/>	Reference Questions Asked	\$ 0.00
TOTAL SAVINGS: \$240.00		<input type="button" value="Send to my Library"/>

EXAMPLE

Property Tax \$127

Library Services Used: \$2,880
(\$240 X 12)

Return on Investment: \$2,753

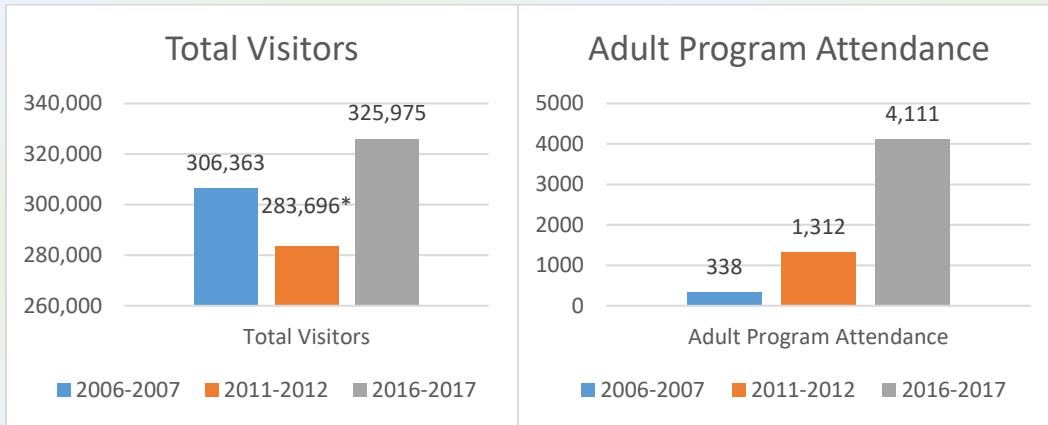
**% on Return on Investment:
2,167.72%**

3. Why is a public library needed in this age of digital technology? Aren't books obsolete? Don't people find everything they need online? Won't technology and the internet eliminate the need for more library space?

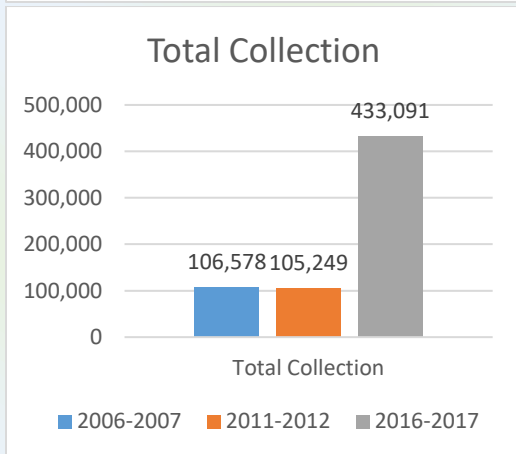
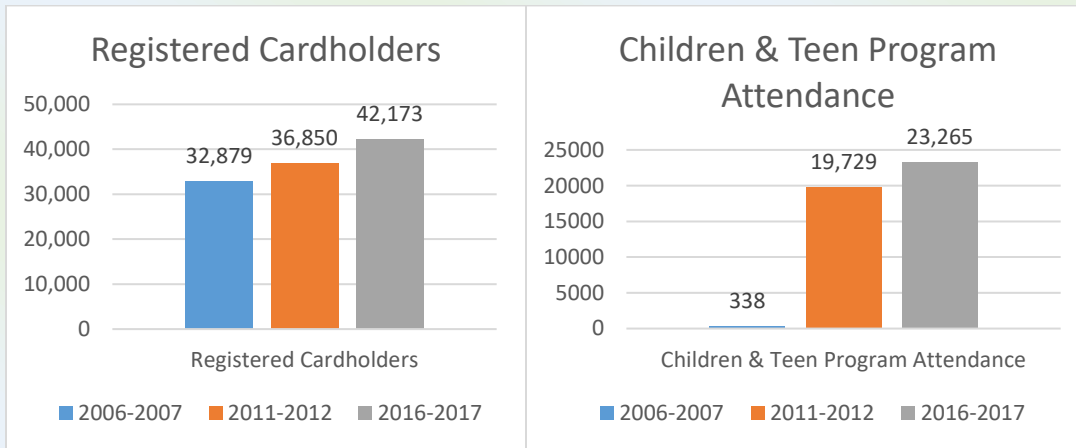
The public library is needed now more than ever as a safe hub for the community. It is an innovative, creative space with access to free programs and services for people of all ages.

In 2016-2017 Placentia Library District usage statistics demonstrate that our community finds our services and programs relevant in this age of digital technology.

Source: Placentia Library District



*For 2011-2012, Patron Counter was deactivated for 4 months due to replacement of lobby's floors.



Wi-Fi Usage: 30,251
 Computer Usage: 29,665
 Website Visits: 150,305

In addition, below are a few statistics about public library usage during this digital age:
 Source: <http://www.pewinternet.org>

- 80% think libraries should offer programs to teach people digital skills

- 57% think libraries should definitely offer more comfortable places for reading, working and relaxing
- 77% think that libraries provide them with the resources they need
- The act of borrowing printed books is still by far the most popular activity at libraries, even compared with using computers: 64% of library users ages 16 and older checked out a book in the last 12 months, compared with 29% who used a computer at the library in the same time frame.
- 44% of those 16 and older say their public libraries loan out e-books
- 69% say their local libraries contribute “a lot” to providing a safe place for people to spend time.
- 58% think they contribute “a lot” toward creating educational opportunities for people of all ages.
- 49% believe they contribute “a lot” to sparking creativity among young people.
- 47% agree libraries contribute “a lot” to providing a trusted place for people to learn about new technologies.
- 38% say they contribute “a lot” to promoting a sense of community among different groups within their local areas.
- 37% believe they contribute “a lot” to helping people decide what information they can trust.
- 33% assert they contribute “a lot” to helping people when they seek health information.
- 29% believe they contribute “a lot” to servicing as a gathering place for addressing challenges in their communities.
- 22% say they contribute “a lot” to helping people find jobs or pursue job training.
- 19% think they contribute “a lot” when natural disasters or major problems strike their communities.
- 8% of those who have used library websites in the past 12 months have used it to search a library's catalog.
- 44% of those website users reserved or placed holds on printed books, audiobooks, e-books, CDs or DVDs.
- 44% conducted research or got homework help.
- 40% renewed books, DVDs or CDs.
- 37% used online databases.
- 31% read book reviews or got book recommendations.

4. What are my library benefits?

The current benefits include:

Free Service

- Computer access, Internet and Wifi
- E-Resources (music and book downloads, movie streaming, business resources, genealogy, World Book Encyclopedia, Consumer Reports, and language tutorials)

- Literacy Services
- Computer Workshops
- Programs for Adults, Teens, and Children
- Library of Things (LOTS) Collection, which includes: drones, STEAM kits, Nintendo Switch, guitar, violin, ukulele, leaf blower, popcorn machine, Kitchen Aid mixer, etc.
- DVDs, video games, CDs, and audiobooks
- Books, magazines and newspapers
- Local History archive resources
- Reference and Reader's Advisory Services
- Special events: Eggcitement, Summer, Fall and Winter Reading Programs, Halloween Haunt, Summer Reading Celebration, etc.
- No overdue fines

Fee-Based

- Passport Services
- Meeting Room
- Rental Services: canopies, chairs, tables.
- Test Proctoring Services
- Fax Service
- Photocopy Service

The benefits of the public library are reflected by each individual in different ways. Here are a few testimonials from our patrons:

- **Fine Free Policy**
“I love this! Not that I have any overdue fines but I love the fact they will waive them to encourage the public to come”.
- **Addition of the LOTS collection**
“I will start a new tradition of making Christmas pajamas with my daughters. Thanks to the sewing machine I was able to check out”.
- **Citizenship Study Kit**
“Thanks to having this kit available to check out and use in the library I successfully passed my citizenship test, I am now a US Citizen!”
- **Literacy Services**
“Thanks to the Placentia Library literacy program, I am now able to read to my grandchildren!”
- **Children’s Programs**
“Excellent programs – so creative and educational at the same time”

5. How does the Placentia Library District compare in space to other libraries?

Source: California State Library Fiscal Year 2015-2016

Library	Population	Building Square Feet	Budget
Altadena Library District	53,183	27,750	\$3,231,358
Anaheim Public Library	358,136	149,802	\$9,245,356
Buena Park Library District	83,347	44,178	\$3,380,134
Fullerton Public Library	142,457	56,000	\$4,045,348
Huntington Beach Public Library	195,212	127,240	\$4,749,162
Mission Viejo Public Library	96,701	41,500	\$4,203,826
Newport Beach Public Library	84,270	96,100	\$7,732,936
Orange County Public Library	1,615,125	377,143	\$50,244,227
Orange Public Library	141,420	62,261	\$5,106,822
Palos Verdes Library District	69,443	114,500	\$8,240,193
Placentia Library District	52,228	22,800	\$2,612,340
Santa Ana Public Library	342,930	51,604	\$4,246,069
Yorba Linda Public Library	67,637	28,350	\$4,867,496

6. What steps did the library take to come to the decision to renovate?

- 1978 – Proposition 13, which limited property taxes to be collected on property owners to one percent of the assessed value was passed. Proposition 13 severely impacted library funding across the cities and counties throughout California. Local governments thus became more dependent on the state government for revenue and the need to explore different revenue sources.
- 1996 – Through the efforts of the Placentia Library Foundation and several energized library supporters, the Placentia Library District placed a measure on the November 1996 ballot and unfortunately, Measure W was defeated. The measure would have provided for a five-year per household assessment of \$29 per year and \$24 for apartments. Measure W would have increased library hours, restored children's programs, increased the new book collection, and provided technological access and information.
- 2008 – The Library was closed for two months due to damage caused by the Chino Hill earthquake. The ceiling and light fixtures were replaced along with new paint.
- 2014 – The Placentia Library District wanted to explore a bond option to renovate its 44 year old building. True North Research designed and conducted a survey of voters to assess the feasibility of a local bond measure. The phone survey was conducted the later part of February 2015 with 400 registered voters and the result was not favorable for moving forward with a successful library bond. The Placentia Library District explored other finance options for a possible renovation project.

- 2017 & 2018 – Presentations were made to community partners and the public with charrette exercises in 2017 and conversations held in 2018. On June 28, 2017, the Library Board of Trustees adopted the 2017-2019 Fiscal Year Budget. The Budget included a capital improvement plan for renovation of the public area and implementation of an energy efficiency project.

7. What is the estimated cost of the project and how is it being funded?

- **Budget & Reserves**
The projected cost for the renovation is \$2.6M. The Library's ability to remain fiscally responsible enabled the Library to use its reserves to fund the project. Additionally, the Board also approved a \$1.5M energy efficiency project with \$300,000 from the general fund and the remaining \$1.2M from a loan.

Property taxes will not be increased to support the renovation project.

- **Placentia Library Friends Foundation (PLFF)**
The Placentia Library Friends Foundation is working to develop fundraising strategies to support the renovation project, with a goal to raise \$500,000, enabling the Library to strengthen its reserves. Currently, PLFF has received over \$70,000 in financial commitment towards the renovation project.

8. When is the renovation scheduled for completion?

The renovation project is expected to begin in Fall 2018 with a grand re-opening set for September 2019, to commemorate the Placentia Library District's 100th anniversary.

9. Where would we see space improvements in the renovated library?

The renovated area will be more accessible to seniors, accommodating to the needs of teens, and enriching for young visitors and their families. The improved experience includes:

- Quiet area with more natural light and comfortable furniture.
- Group study rooms with audio visual technology.
- Teen area with gaming units.
- Children's space with a mini-city replica to imagine the possibilities.
- Create space to collaborate and be inspired.
- Two additional passport offices.
- Bodhi Tea Leaf coffee shop.
- Updated restrooms.
- Multi-generational outdoor space.

10. What will happen to library services during renovation?

Bestseller titles and passport services will be available in the Library's community meeting room. Our e-resources including downloadable books and music, movie streaming, and databases are available 24/7 with your library card. Business hours will remain unchanged. We will also work with community partners to identify projects that can utilize the assistance and expertise of our library staff. Limited programs will be available offsite.

11. Will the Friends bookstore be open during the renovation? Will there be the Second Sunday book sale during the renovation? Can we still donate books?

While the bookstore will not be open during the renovation, the Second Sunday book sale will continue. Donations can be dropped off at the front of the library. Please do not drop off donations at the back of the library or by the drive up book drop.

12. I have further questions about the renovation. Who can I contact?

If you have additional questions, please feel free to contact Administration at (714) 528-1906 x200 or email us at administration@placentialibrary.org. Please visit our website at www.placentialibrary.org for updates and progress on the renovation project.

13. How can I help?

If you would like to help us reach our \$500,000 goal, please send your donation to Placentia Library Friends Foundation at 411 E. Chapman Avenue, Placentia, CA 92870 or donate online at www.placentialibraryfriends.com.

