

*Budget Presentation
at 3/23/15 Work Session*

PLACENTIA LIBRARY DISTRICT

**BUDGET WORK SESSION
FISCAL YEARS 2015-2017**

MARCH 23, 2015

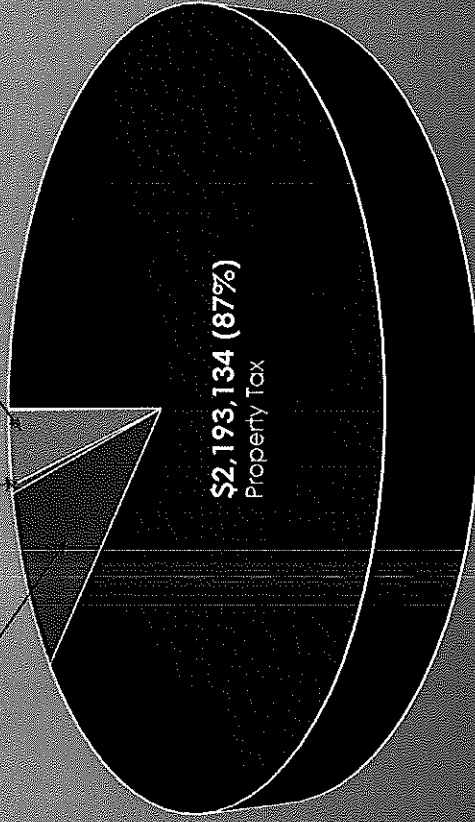
FISCAL YEAR 2015-2016 BUDGET -- \$2,509,834 REVENUE

\$10,000 (Less than 1%)
Surplus (From previous Fiscal Year)

\$80,000 (3%)
Reserves


\$224,700 (9%)
Local Revenue

\$2,000 (Less than 1%)
Other Governmental Agencies




- Property Tax
- Local Revenue
- Surplus (From previous Fiscal Years)
- Reserves

FISCAL YEAR 2015-2016 BUDGET EXPENDITURES



\$86,000 (3%)
Fixed Assets



Salaries & Benefits Supplies & Services Fixed Assets

SALARIES & BENEFITS -- \$1,584,539

FISCAL YEAR 2015-2016

\$235,427 (15%)
Medical Reimbursements
AB 1522

\$47,757 (3%)
Retirement Pension Contribution

\$14,437 (1%)
Dental


\$12,000 (Less than 1%)
Workers Compensation

\$7,670 (Less than 1%)
Life Insurance

\$4,953 (Less than 1%)
Long Term Disability Insurance

\$2,833 (Less than 1%)
Vision Insurance

\$715 (Less than 1%)
Employee Assistance Program (EAP)



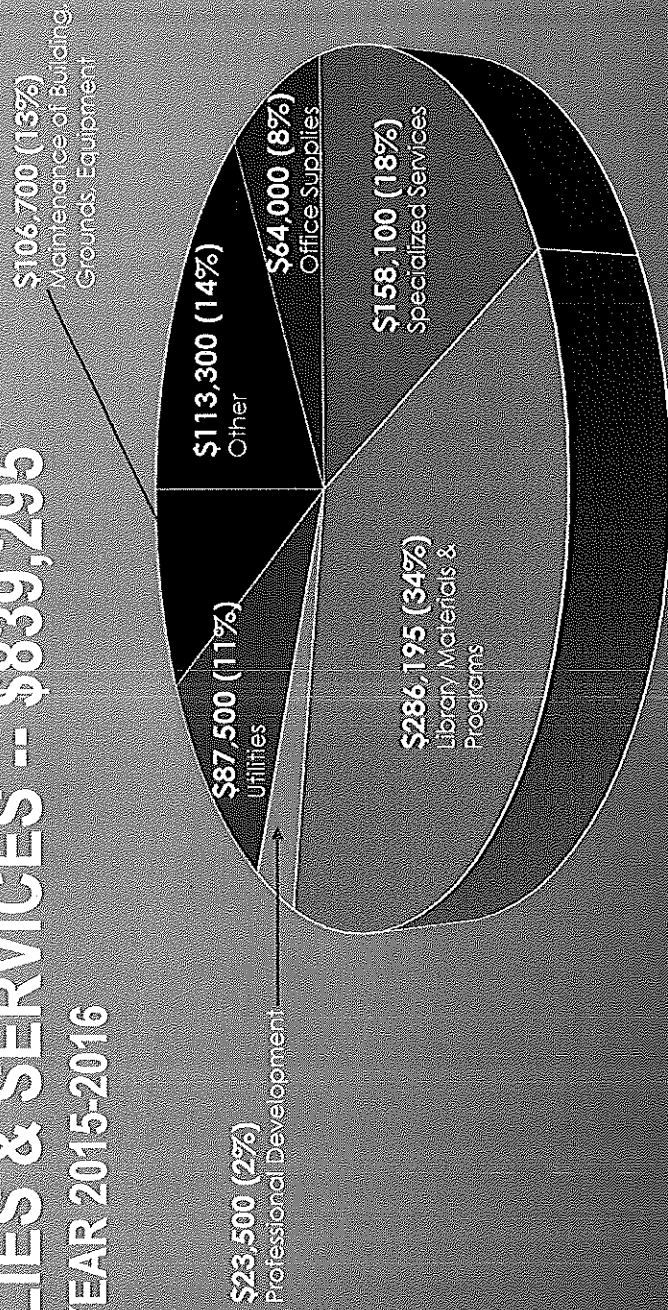
\$1,258,747 (80%)
Salaries
Wages
Social Security
Medicare

- No workforce reduction
- No changes in Benefits
- No COLA
- Fill Library Services Manager position
- Eliminate supervisor classifications
- Implement Librarian II positions to coordinate activities for the three public service departments
- Promote one (1) paraprofessional/professional staff to Librarian II
- Re-assign one (1) full-time staff to Library Assistant
- Provide one (1) intern for Adult Services Department
- Restructure Circulation Department to Circulation/Technology Department

- Salaries & Wages (SS&MDCRE)
- Retirement (Pension Contribution)
- Unemployment Insurance
- Health Insurance
- Dental Insurance
- Life Insurance
- Long Term Disability Insurance
- Vision Insurance
- EAP
- Workers Compensation - General

SUPPLIES & SERVICES -- \$839,295

FISCAL YEAR 2015-2016



- Maintenance of Building, Grounds, Equipment
- Office Supplies
- Specialized Services
- Library Materials & Programs
- Professional Development
- Utilities
- Other

FISCAL YEAR 2016-2017 BUDGET -- \$2,611,559 REVENUE

\$2,000 (Less than 1%)
Other Governmental Agencies

\$10,000 (Less than 1%)
Surplus (From previous Fiscal Year)

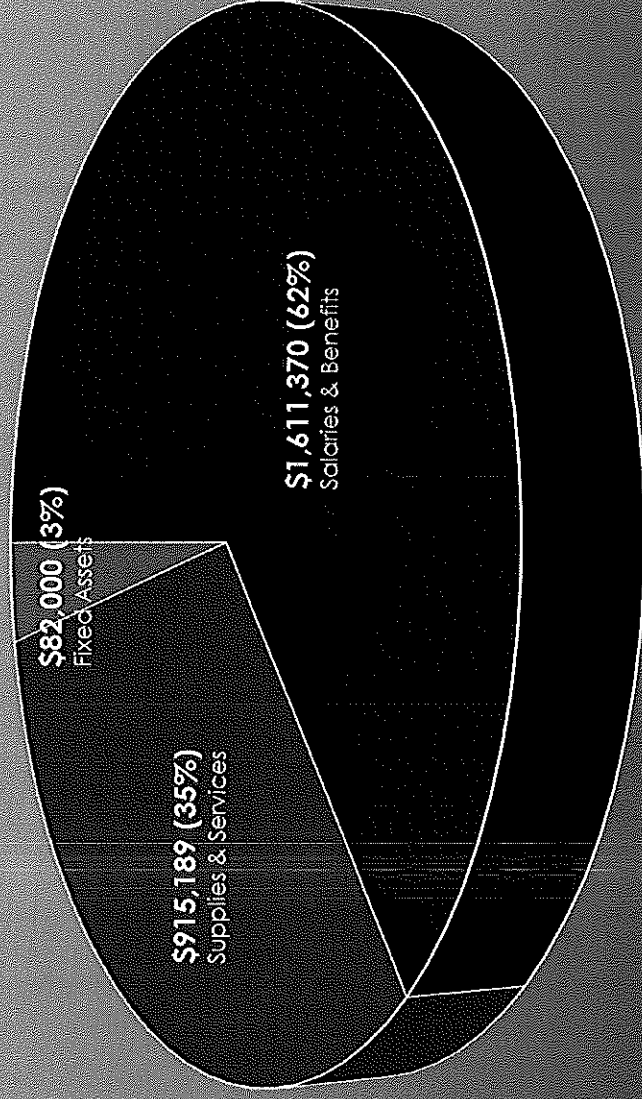

\$100,000 (4%)
Reserves

\$218,700 (8%)
Local Revenue

\$2,280,859 (87%)
Property Tax

- Property Tax
- Local Revenue
- Surplus (From previous Fiscal Years)
- Reserves
- Other Governmental Agencies

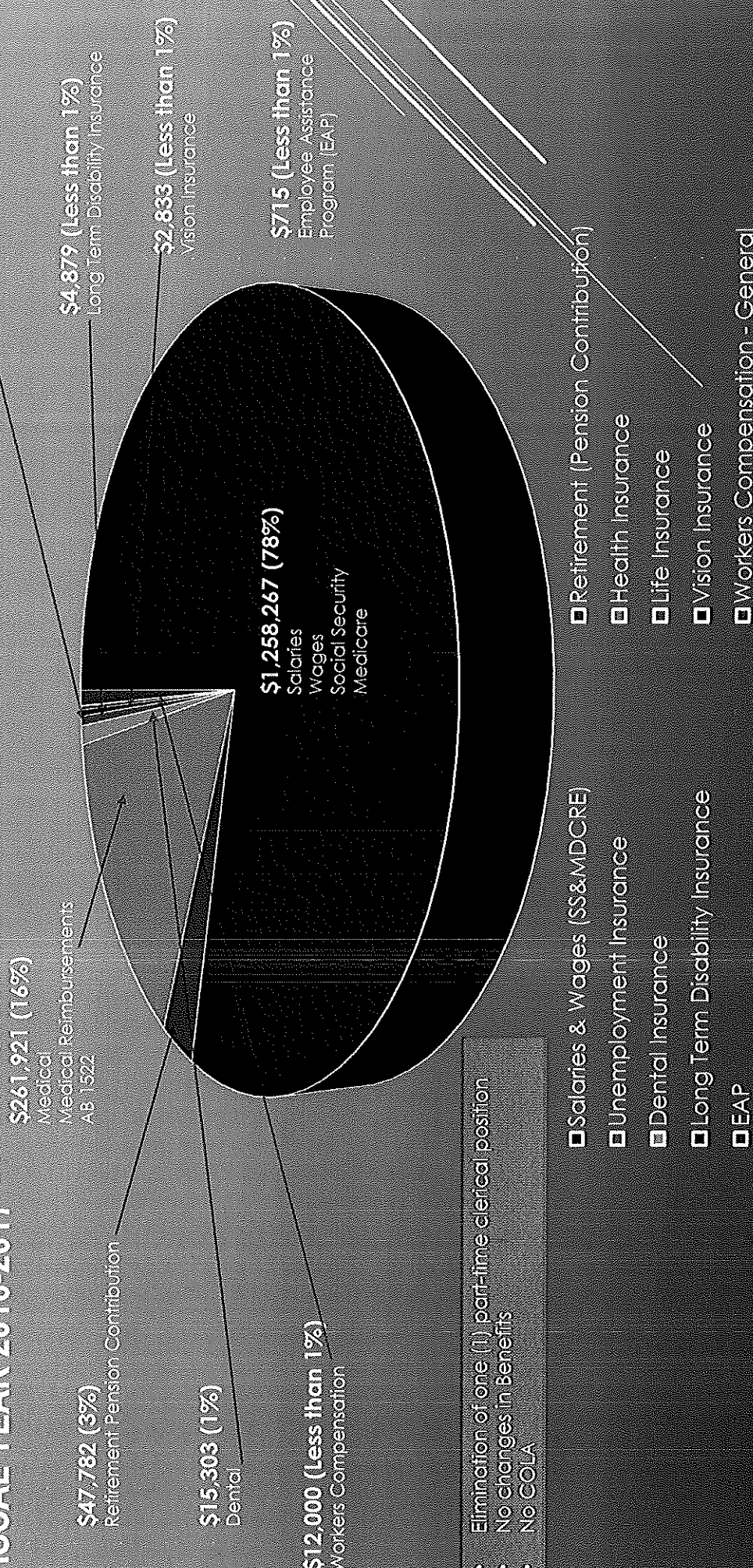
FISCAL YEAR 2016-2017 BUDGET EXPENDITURES



Salaries & Benefits Supplies & Services Fixed Assets

SALARIES & BENEFITS -- \$1,611,370

FISCAL YEAR 2016-2017



\$261,921 (16%)
 Medical Reimbursements
 AB 1522

\$47,782 (3%)
 Retirement Pension Contribution

\$15,303 (1%)
 Dental

\$12,000 (Less than 1%)
 Workers Compensation

\$7,670 (Less than 1%)
 Life Insurance

\$4,879 (Less than 1%)
 Long Term Disability Insurance

\$2,833 (Less than 1%)
 Vision Insurance

\$715 (Less than 1%)
 Employee Assistance Program (EAP)

\$1,258,267 (78%)
 Salaries
 Wages
 Social Security
 Medicare


- Elimination of one (1) part-time clerical position
- No changes in Benefits
- No COLA

- ☐ Salaries & Wages (SS&MDCRE)
- ☐ Unemployment Insurance
- ☐ Dental Insurance
- ☐ Long Term Disability Insurance
- ☐ EAP

- ☐ Retirement (Pension Contribution)
- ☐ Health Insurance
- ☐ Life Insurance
- ☐ Vision Insurance
- ☐ Workers Compensation - General

SUPPLIES & SERVICES -- \$918,189


FISCAL YEAR 2016-2017




- Maintenance of Building, Grounds, Equipment
- Office Supplies
- Specialized Services
- Library Materials & Programs
- Professional Development
- Utilities
- Other

STAFFING LEVEL

Average – 18.79



DATABASE COST/USAGE



General Reference Center Total Heritage Quest Novelist / Novelist K-8 Tumblebooks Reference USA

PROGRAM COST/ATTENDANCE

Average -- \$8.99

