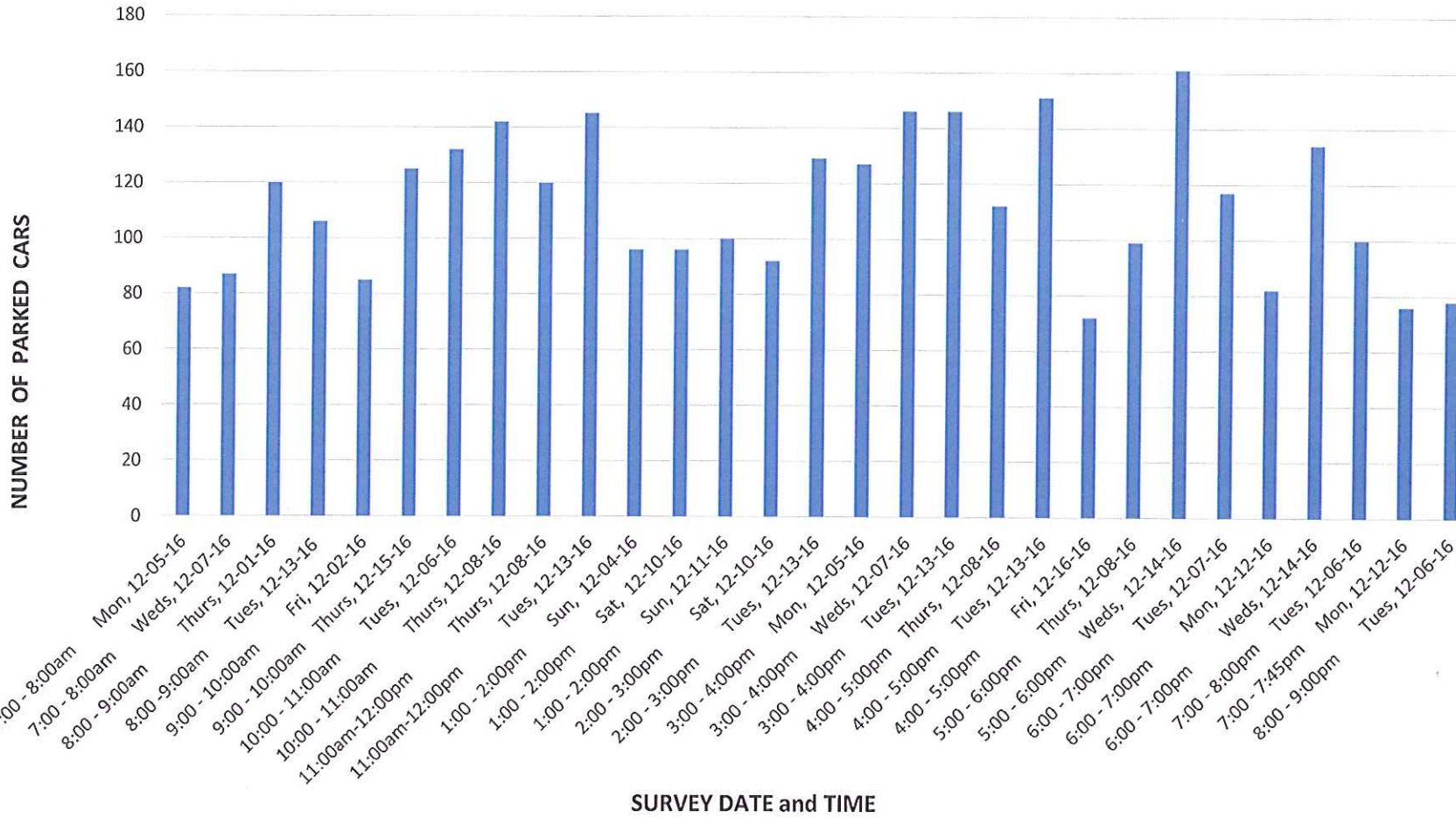
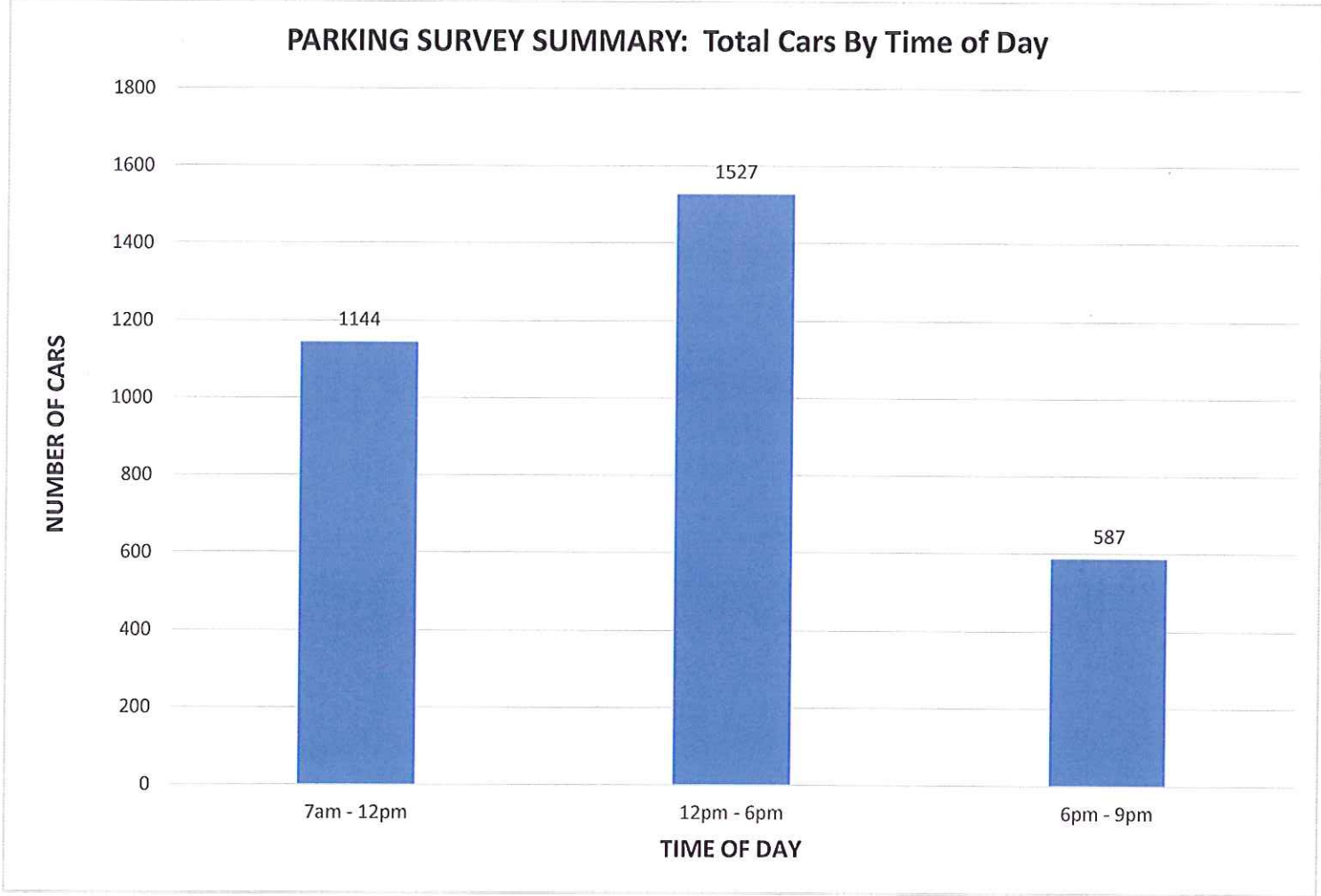
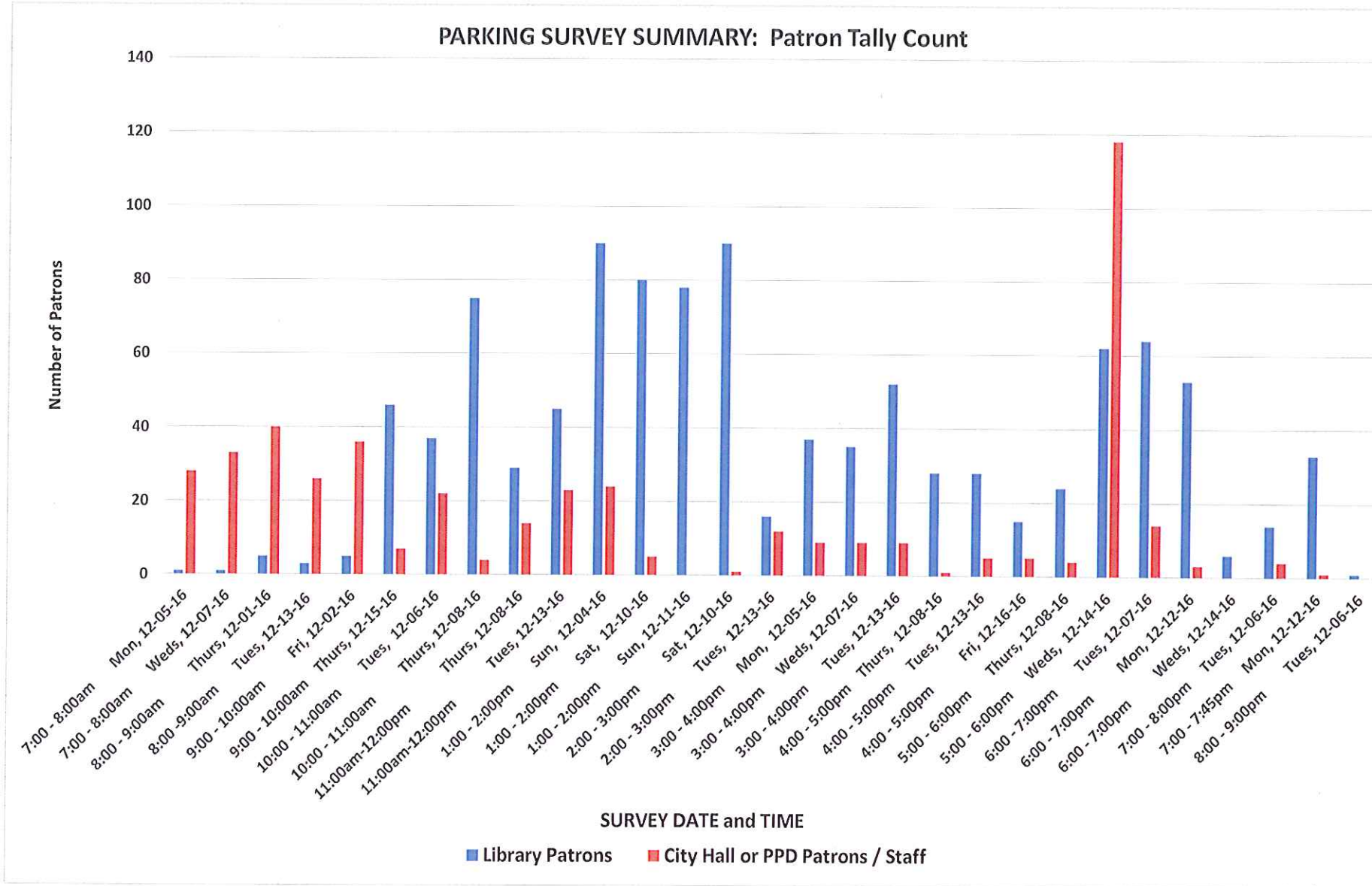


PARKING LOT SURVEY SUMMARY: DAILY USAGE



25-B





NOTE: From 7:00am to 9:00am City daily count is all Staff, no city patrons.
 From 5:00-7:00pm on 12-14-16, parking lot was full for the Tree Lighting Ceremony.

25-B

PARKING SURVEY SUMMMARY: Patron Count By Time Of Day



PLACENTIA CIVIC CENTER: 2016 PARKING LOT USAGE SURVEY FOR DECEMBER 1-16, 2016

09-Jan-17

31 Survey Hours	STARTING COUNT (city = city or PPD staff)											ENDING COUNT (city = city or PPD staff)										PATRON TALLY		Observations / Notes / Comments	PLD Staff Name
	Parking Lot Observation Times	Starting Count of Parked Cars	# of Cars in ADA Spaces	# of Cars in 30 MINUTE Parking	PATRONS in Charging Spots	# of Cars RESERVED Section 1 (City)	# of Cars RESERVED Section 2 (City/PLD)	# of Cars Section A	# of Cars Section B	# of Cars Section C	# of Cars Section D	INCOMING Parked Cars Tally	End Count of Parked Cars	# of Cars in ADA Spaces	# of Cars in 30-MINUTE Parking	PATRONS in Charging Spots	# of Cars RESERVED Section 1 (City)	# of Cars RESERVED Section 2 (City/PLD)	# of Cars Section A	# of Cars Section B	# of Cars Section C	# of Cars Section D	Library Patrons		
7:00 - 8:00am Mon, 12-05-16	58	0	3	0	15	0	6 / 2 city	10	22 city	2 city	34	82	0	4	0	15	0	6 / 1 city	17	35 / 34 city	6	1	28	Majority of cars in A-B-C-D were city employees. 10 city/unmarked cars in Section B, one L.A. Sheriff vehicle. 1 blue city EV parked in public EV space. 1 drive-thru car.	JC
7:00 - 8:00am Weds, 12-07-16	55	0	0	0	17	1	8	1	12 city	5	34	87	1	0	0	15	2	14 / 1 city	16 / 2 city	32 / 25 city	7 / 2 city	1	33	Majority of cars in A-B-C-D were city employees. 1 in A walked to apts. 1 homeless van parked in ADA?	JC
8:00 - 9:00am Thurs, 12-01-16	78	0	5	0	13	1-city	4	20	27	8	51	120	1	5	0	9	1-city	17	16	58	13	5	40	City in electric car sp 212. Lots of cars using All American entrance as pass through to Chapman.	VF
8:00 - 9:00am Tues, 12-13-16	80	0	5	0	14	1	8	19 / 6 city	27 / 1 city	6	54	106	1	3	0	16	0	17	19 / 6 city	39	8	3	26	16 city employee tally. 11 drive-thru cars. Majority of cars in A-B-C-D were city employees.	JC
9:00 - 10:00am Fri, 12-02-16	66	1	6	1-city	11	1	17	16 / 4 city	13	3 / 1 city	39	85	3	9	1-city	12	1	22	16	20	3	5	36	2 cars in 30-min over an hour. Red truck parked over night.	VF
9:00 - 10:00am Thurs, 12-15-16	106	3	4	0	3	10	18	22	39	7	47	125	5	7	0	7	10	20	19	50	7	46	7	2 cars walked to apts. 1 in loading dock.	YB
10:00 - 11:00am Tues, 12-06-16	110	3	76	1	8	10	7	16	48	12	44	132	3	8	0	11	11	29	17	51	5	37	22	3 drop-off, 1 book drop. 2 cars walked to apts.	YB
10:00 - 11:00am Thurs, 12-08-16	119	3	6	1	8	0	21	9	57	14	60	142	3	7	0	7	2	28	20	61	14	75	4	3 police / 1 city in B area. 1 car m loading dock.	EW
11:00am-12:00pm Thurs, 12-08-16	142	3	7	0	7	2	28	20	61	14	34	120	3	4	1-city	10	2	24	13	52	12	29	14	3 police in B area. Lots of movement in/out of 30-min zone. Patron comment about 30-min zone.	KM
11:00am-12:00pm Tues, 12-13-16	144	2	12	0	13	2	29	18	55	13	61	145	3	6	1-city	12	2	32	22	53	14	45	23	11:45am - City parked earth-mover equip across some B spaces and left in a public works truck.	KM
1:00 - 2:00pm Sun, 12-04-16	76	1	7	0	13	2	17	10	23	3	38	96	1	10	0	8	1	22	8	39	7	90	24	8 City/PD cars in area B. 6 drop-off or drive-thru. Fire alarm went off - firetruck took 2 spaces. Most incoming cars parked in 30-min then left. 2 cars walked to apts.	JN
1:00 - 2:00pm Sat, 12-10-16	98	5	11	1	15	3	10	5	40	8	30	96	2	10	2	14	3	19	10	29	7	80	5	Busy library program - Holiday Merriment/ Winter Wonderland. City Hall was closed. 1 police/2 city in B.	LW
1:00 - 2:00pm Sun, 12-11-16	101	4	9	1	1	10	9	14	13	5	71	100	2	11	1	1	8	18	3	46	10	78	0	Bookdrop: 9, PLFF SS Book sale: 9. Some cars in A walked to apts.	BR
2:00 - 3:00pm Sat, 12-10-16	89	2	10	1-city	1	1	19	10	39	6	61	92	1	12	0	1	2	29	13	27	7	90	1	4 cars in A walked to apts.	EG
2:00 - 3:00pm Tues, 12-13-16	129	2	7	2 (1-city)	17	1	27	18	41	14	25	129	2	5	1	16	1	30	20	41	13	16	12	2 drive-thru cars. City car in charging sp 212.	DW
3:00 - 4:00pm Mon, 12-05-16	129	4	5	1-city	13	2	23	19	50	12	26	127	1	7	1-city	11	2	28	16 / 2 city	52	9	37	9	3 city/2 police in area B. City car in charging sp 211. Bookdrop - 4 cars. Drive-thru cars 5. Student Drop-off 10. Cars in 30-min for over an hour.	DW
3:00 - 4:00pm Weds, 12-07-16	146	5	10	0	15	3	28	18	54	13	30	146	5	10	1	14	3	28	17	56	13	35	9	Book-drop - 3. Student drop-off - 4. Drive-thru - 3. Patron parked in reserved sp 102. Patrons parked in reserved & 30-min instead of driving to open spaces in back of lot.	DW

PLACENTIA CIVIC CENTER: 2016 PARKING LOT USAGE SURVEY FOR DECEMBER 1-16, 2016

09-Jan-17

31 Survey Hours	STARTING COUNT (city = city or PPD staff)											ENDING COUNT (city = city or PPD staff)										PATRON TALLY		Observations / Notes / Comments	PLD Staff Name	
	Parking Lot Observation Times	Starting Count of Parked Cars	# of Cars in ADA Spaces	# of Cars in 30 MINUTE Parking	PATRONS in Charging Spots	# of Cars RESERVED Section 1 (City)	# of Cars RESERVED Section 2 (City/PLD)	# of Cars Section A	# of Cars Section B	# of Cars Section C	# of Cars Section D	INCOMING Parked Cars Tally	End Count of Parked Cars	# of Cars in ADA Spaces	# of Cars in 30-MINUTE Parking	PATRONS in Charging Spots	# of Cars RESERVED Section 1 (City)	# of Cars RESERVED Section 2 (City/PLD)	# of Cars Section A	# of Cars Section B	# of Cars Section C	# of Cars Section D	Library Patrons			City Hall or PPD Patrons / Staff
3:00 - 4:00pm Tues, 12-13-16	128	2	5	0	16	1	30	20	41	13	39	146	2	7	1	16	0	33	21	52	14	52	9	2 cars parked in A & walked to apts. Bookdrop - 1. Drive-thru 3. Student pick-up/drop-off - 4. By 4:05pm, only 9 spaces left. Cars circling lot.	DW	
4:00 - 5:00pm Thurs, 12-08-16	107	4	5	2 (1-city)	13	1	21	11	42	8	21	112	5	6	2 (1-city)	15	0	18	11 / 4 city	47	8	28	1	Drive thru - 2. Book drop - 2. Student drop-off 5. 2 city trucks and 2 police parked in B.	DW	
4:00 - 5:00pm Tues, 12-13-16	145	2	7	0	16	0	33	21	52	14	20	151	3	5	2 (1-city)	19	0	34	21	54	13	28	5	A-B-C-D areas 95% full at 4pm, patrons parking in reserved & 30-min. Cars circling repeatedly, some leave. Drive thru 5. Student drop-off/pick-up 10. Apt parking 1.	DW	
4:00 - 5:00pm Fri, 12-16-16	83	2	13	0	13	0	13	10	27	5	15	72	0	7	0	15	0	18	13	18	1	15	5	Book drop/Donations 2. Student Pick-up 2. Drive thru 1. Cars parked in A are library staff and 9 people who walked to apts.	DW	
5:00 - 6:00pm Thurs, 12-08-16	110	5	6	0	15	0	18	11 / 4 city	47	8	25	99	3	8	2 (1-city)	16	1	18	10 / 2 city	33	8	24	4	Parents parked & waited for kids dropped off earlier. 5 cars parked in A walked to apts. Student drop-off 3. Book drop 1. 2 city / 2 police in B. OCTA bus pick-up.	DW	
5:00 - 6:00pm Weds, 12-14-16	135	3	8	1	1 patron	3	32	22	54	11	95	161	5	13	0	1 patron	8	36	25	60	13	62	118	Tree Lighting event from 6-8pm. Lot was full by 6pm.	EG	
6:00 - 7:00pm Tues, 12-07-16	138	0	13	1	13	3	32	17	50	9	38	117	0	13	0	12	2	24	11	43	12	64	14	Drive-thru 3. Drop-off 1. Boy Scout event at city hall - 12 patrons. Police/city truck in B. Patron asked about survey, suggested separate secured lot for PPD vehicles to free up spaces from electric cars.	TW	
6:00 - 7:00pm Mon, 12-12-16	111	2	10	0	18	1	24	14	37	6	40	82	1	9	2 (1-city)	15	3	22	8	20	2	53	3	4 cars in A walked to apts.	JK	
6:00 - 7:00pm Weds, 12-14-16	161	5	13	1	1 patron	8	36	25	60	13	19	134	5	13	0	14	4	30	18	38	12	6	?	Tree Lighting event from 6-8pm. Lot full from 6-6:40pm. Most incoming cars circled & waited for someone to leave. No Parking signs along Reserved and D - people parked anyway. Most people stood outside for event.	DW	
7:00 - 8:00pm Tues, 12-06-16	122	4	12	1-city	15	7	83	29	9	36	9	100	1	9	1-city	15	7	30	10	25	2	14	4	See sheet notes * for plate #s of cars parked in A at 7pm & walked to apts. Cars in 30-min were still there an hour later.	VF	
7:00 - 7:45pm Mon, 12-12-16	82	1	9	2 (1-city)	15	3	22	8	20	2	25	76	1	10	1-city	15	3	20	8	17	2	33	1	AT 7:45pm, a car parked in charging space 206 then walked out of civic plaza - over to apts?	WT	
7:00 - 8:00pm Weds, 12-14-16	69	0	8	0	0	0	61				0	---	---	---	---	---	---	---					---	---	Tree Lighting Ceremony from 6-8pm. No ending count data was provided.	BR
8:00 - 9:00pm Tues, 12-06-16	100	1	9	1-city	15	7	67				0	78	1	9	1-city	15	6	46					1	0	1 Drive-thru. 1 car in A walked to apts. 20 cars parked in A at 9pm - see license plate #s on sheet * notes. All 30-min cars parked past 9pm.	VF